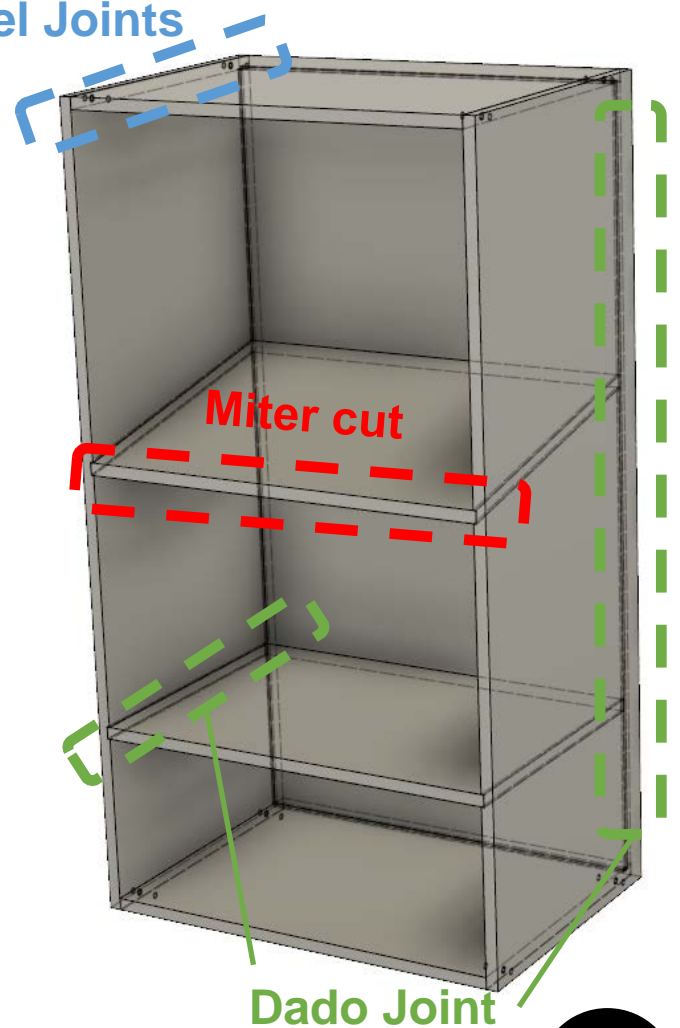


Dowel Joints

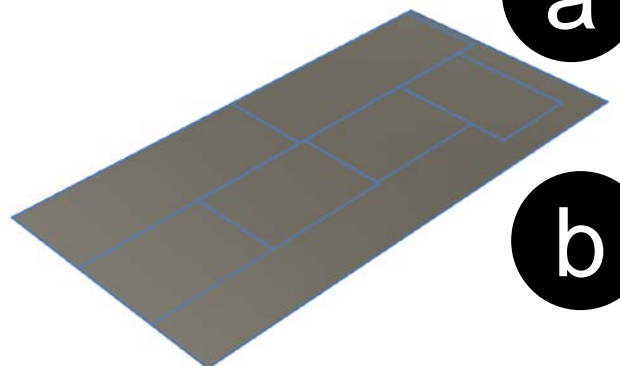
This document includes an export of all the step-by-step instructions, generated by JigFab, to fabricate the display cabinet (a) using power tools and computationally designed constraints.

(b) and (c) shows how JigFab panelizes all parts on raw material, ready for slicing.

The embossed labels in some parts on the following pages might be hard to read from the static point of view in the rendering.




a



b

122x244x18mm MDF



c

122x244x6mm MDF

